




Pattern Detected

 Disclaimer

Failed

 Casino Transaction

re

 KYC Verification Failure

Failed


 Wager Accepted

 Geolocation Check Passed



Transaction Monitoring System

Company Overview 2026



The Compliance Platform for Modern Gaming Governance

Our proprietary, AI-powered solutions provide regulators, governments, and tribal nations with total visibility into the entire gaming ecosystem.



Regulators

Optimize tax revenues

with irrefutable, AI-powered transaction data



Operators

Foster fair competition

by monitoring and mitigating the illicit market



Players

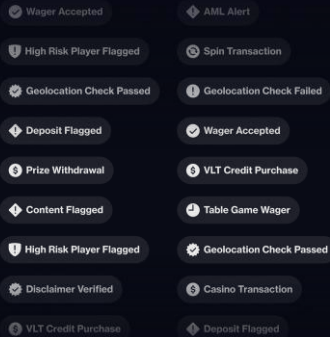
Ensure a safer ecosystem

by setting the standards for responsible gaming

The Philippine Market Case Study


3bn+

Average transactions audited per day



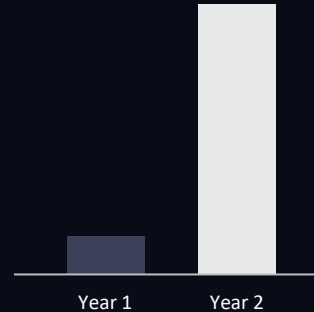
70+

Gaming operators audited per day



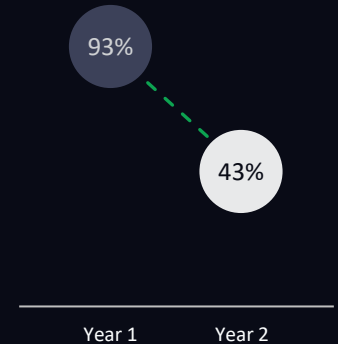
620%

Average growth rate of tax revenue generated



53.7%

Illegal market decline over year period



Self Reported Revenue is Not Independently Verified

Without independent verification, operator self-reporting is vulnerable to data entry errors and inaccuracies, leaving critical jurisdictional funding on the table.

Problem

Inaccurate and ambiguous data



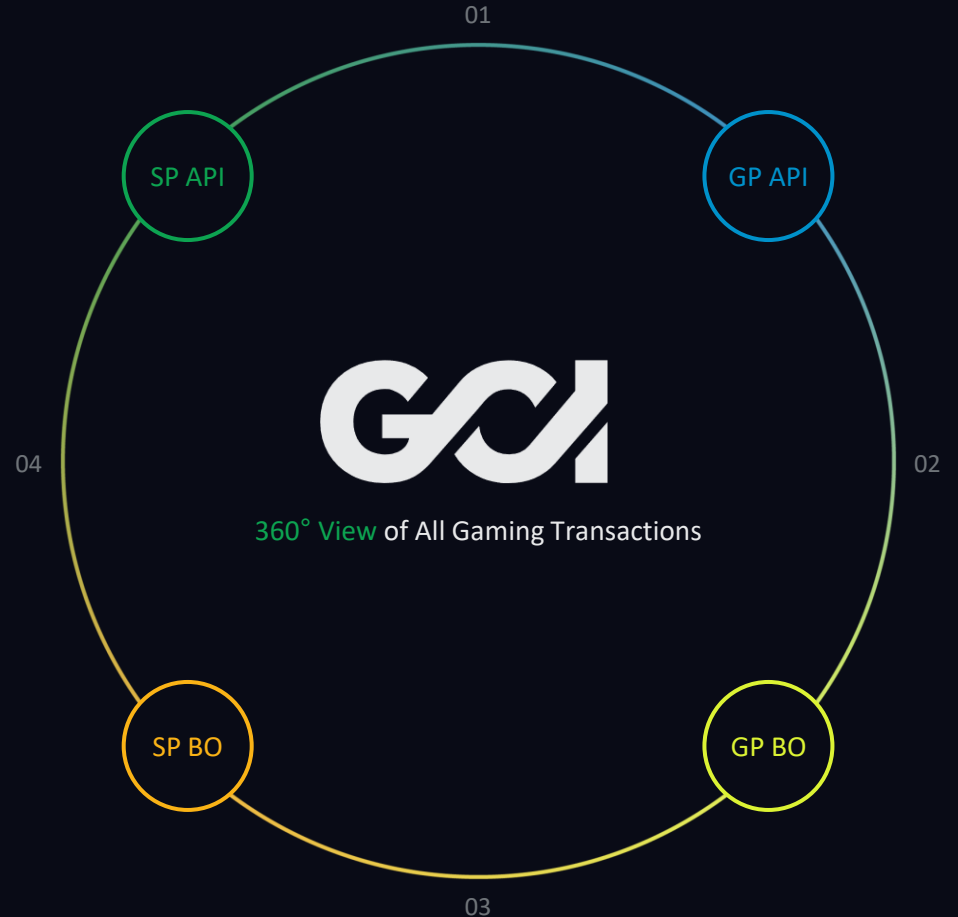
Solution

Continuous, Independent, accurate auditing



Establish a Single Source of Truth for Tax Accuracy

Our platform monitors all gaming and financial transactions, **independently verifying gross gaming revenue** to ensure accurate tax collection without operator self-reporting.




The Illicit Market Dwarfs Regulated Gaming Operations

Illegal gambling costs legitimate operators billions*
and exposes consumers to predatory practices,
sophisticated fraud, and zero accountability.

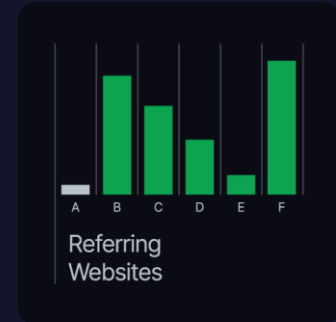
Problem

An unseen,
unregulated threat



Solution

Turn risk into
revenue



2025

USA Online Gambling Marketplace

MARKETSHARE SPLIT



\$23.0 Billion

26% Legal

\$67.1 Billion

74% Illegal



LEGAL GAMING OPERATORS

57

Legal sports betting and casino operators licensed within the USA

ILLEGAL GAMING OPERATORS

917

Illegal sports betting and casino operators targeting the USA

2025

Montana Online Gambling Marketplace

MARKETSHARE SPLIT



\$10 Million

5% Legal

\$197 Million

95% Illegal



LEGAL GAMING
OPERATORS

1

Legal sports betting and casino operators licensed within Montana

ILLEGAL GAMING
OPERATORS

917

Illegal sports betting and casino operators targeting Montana

Montana: Online Gaming Marketplace Stats 2025 Estimated

**GGR 2025
TOTAL:
\$206,952,521**

**UNREGULATED 95%
\$196,647,122**

**REGULATED 5%
\$10,305,399**

SECTOR SPLITS: SPORTS BETTING AND CASINO

Regulated Sector:
Casino Only
N/A

Unregulated Sector:
Casino Only
\$65,032,219

Regulated Sector:
Sports Betting Only
\$10,305,399

Unregulated Sector:
Sports Betting Only
\$131,614,902

GGR PER CAPITA 2025: BY SECTOR AND TOTAL

Regulated
Casino:
GGR Per Capita
N/A

Unregulated
Casino:
GGR Per Capita
\$57.18

Total
Casino:
GGR Per Capita
\$57.18

Regulated
Sports Betting:
GGR Per Capita
\$9.06

Unregulated
Sports Betting:
GGR Per Capita
\$115.73

Total
Sports Betting:
GGR Per Capita
\$124.79

\$181.98
MONTANA GGR PER CAPITA*

AS A PERCENTAGE OF
AVERAGE STATE INCOME*:
 $\$181.98 / \$41,711.00 =$

0.44%

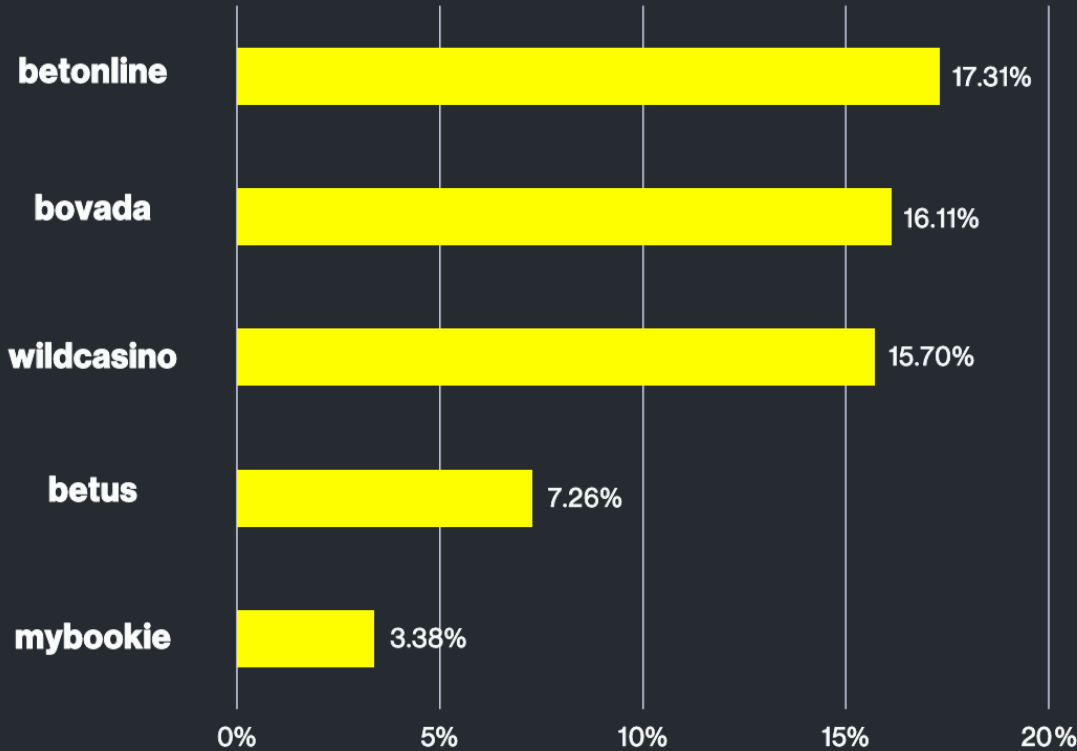
Note: *Total Population Source - United States Census Bureau

USA NATIONAL AVERAGE 2025: 0.81%

Note: Regulated Sportsbook GGR only (Sportsbet Montana) - Includes mobile app and kiosk -
Calendar year basis - Source: <https://montanacitizerv.com/news/>



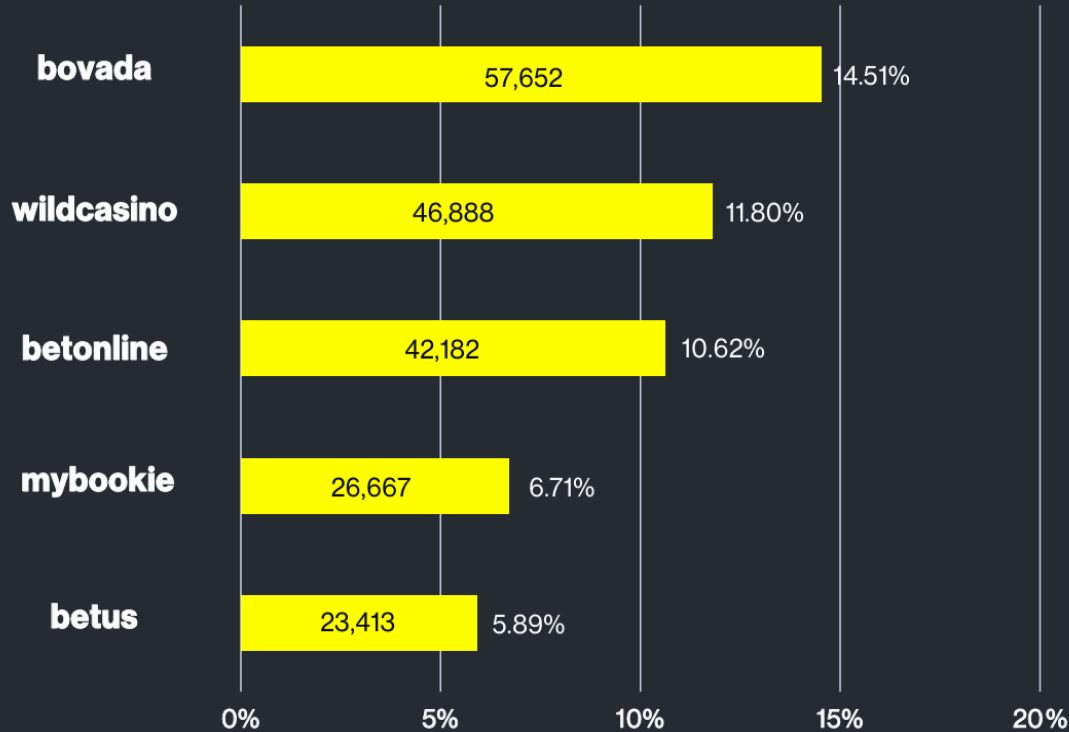
2025 Operators: Share of Audience Activity - Visits



AUDIENCE: ALL OPERATOR VISITS

RANK	BRAND	SHARE OF VISITS
1	betonline	17.31%
2	bovada	16.11%
3	wildcasino	15.70%
4	betus	7.26%
5	mybookie	3.38%
6	betplay	1.54%
7	casinobrando	1.39%
8	captainjackcasino	1.34%
9	luckyblock	1.34%
10	thunderpick	1.12%
11	betanything	1.08%
12	ignitioncasino	1.05%
13	sportzino	1.03%
14	everygame	0.99%
15	sportsbetting	0.98%
16	7bit	0.72%
17	betnow	0.71%
18	bitstarz	0.70%
19	coincasino	0.68%
20	mbitcasino	0.60%
21	slots.lv	0.41%
22	mystake	0.39%
23	freebitco.in	0.36%
24	spinpals	0.21%
25	rainbet	0.18%

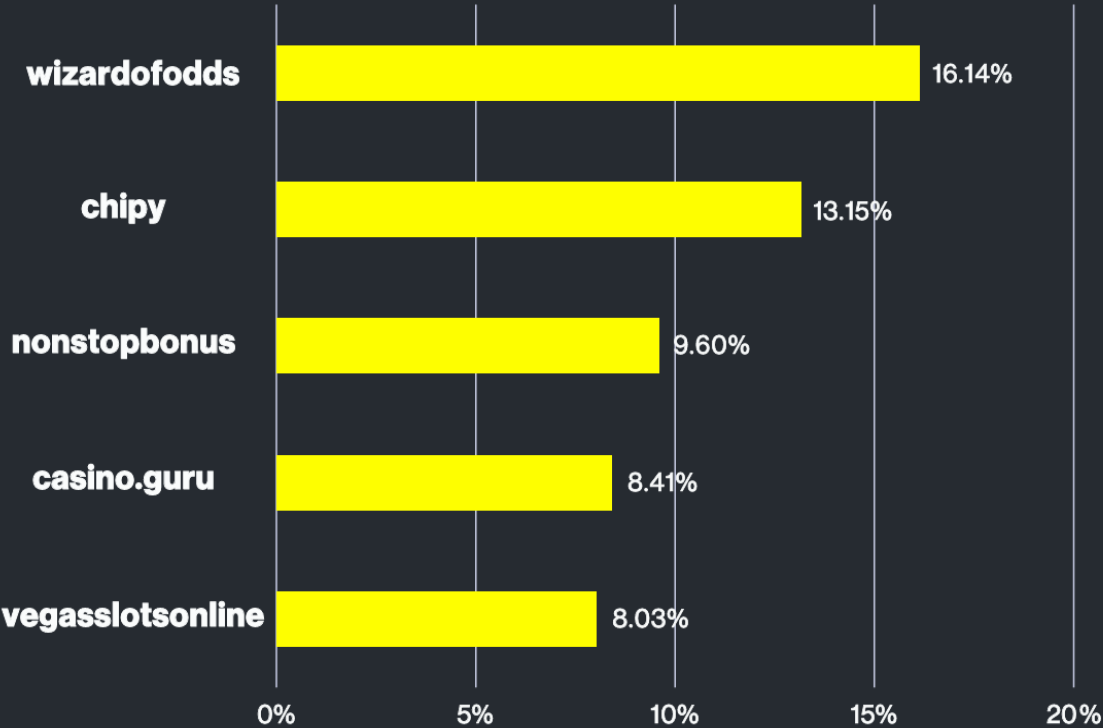
2025 Operators: Share of Audience Activity - Visitors



AUDIENCE: ALL OPERATOR VISITORS

RANK	BRAND	VOLUME OF VISITORS	SHARE OF VISITORS
1	bovada	57,652	14.51%
2	wildcasino	46,888	11.80%
3	betonline	42,182	10.62%
4	mybookie	26,667	6.71%
5	betus	23,413	5.89%
6	ignitioncasino	18,725	4.71%
7	spinpals	13,669	3.44%
8	betanything	9,969	2.51%
9	betplay	9,123	2.30%
10	luckyblock	6,904	1.74%
11	bitstarz	6,276	1.58%
12	7bit	6,276	1.58%
13	thunderpick	5,680	1.43%
14	sportsbetting	5,680	1.43%
15	betnow	5,521	1.39%
16	slots.lv	5,482	1.38%
17	everygame	5,204	1.31%
18	sportzino	4,926	1.24%
19	coincasino	4,846	1.22%
20	casinobrango	4,767	1.20%
21	mystake	4,687	1.18%
22	freebitco.in	4,608	1.16%
23	captainjackcasino	4,290	1.08%
24	mbitcasino	4,131	1.04%
25	rainbet	3,972	1.00%

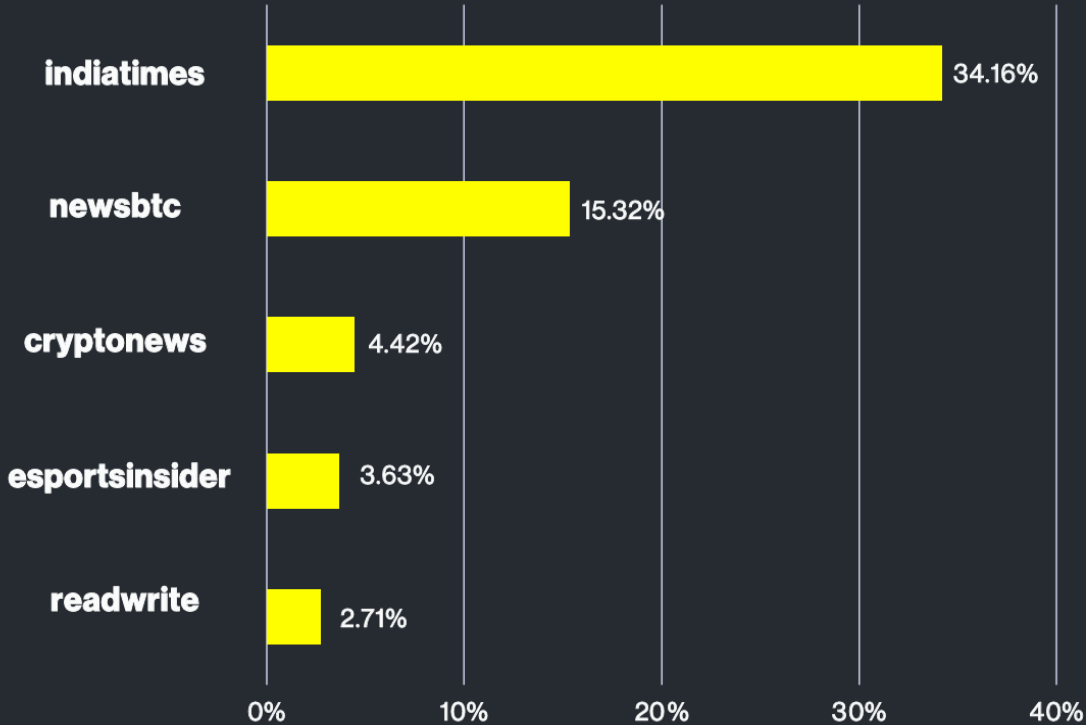
2025 Affiliates: Share of Audience Activity - Visits



AUDIENCE: AFFILIATE TYPE 1 VISITS

RANK	BRAND	SHARE OF VISITS
1	wizardofodds.com	16.14%
2	chipy.com	13.15%
3	nonstopbonus.com	9.60%
4	casino.guru	8.41%
5	vegasslotsonline.com	8.03%
6	lcb.org	5.98%
7	bookmakersreview.com	5.25%
8	gamblingsites.com	3.84%
9	worldcasinodirectory.com	2.69%
10	casinuous.com	1.23%

2025 Affiliates: Share of Audience Activity - Visits



AUDIENCE: AFFILIATE TYPE 2 VISITS

RANK	BRAND	SHARE OF VISITS
1	indiatimes.com	34.16%
2	newsbtc.com	15.32%
3	cryptonews.com	4.42%
4	esportsinsider.com	3.63%
5	readwrite.com	2.71%
6	99bitcoins.com	1.35%
7	techopedia.com	0.68%
8	coinpedia.org	0.58%
9	coingape.com	0.45%
10	latintimes.com	0.23%

Solving for Advertising Compliance
GCI Content Monitoring

Proactively Defend Your Market's Advertising & Content Standards

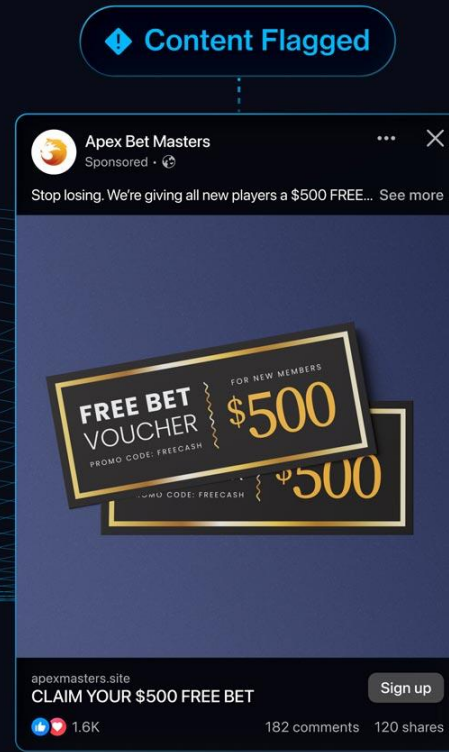
Our automated platform serves as a **cross-border RegTech tool** to monitor video, audio, and written assets for non-compliant and illegal marketing.



Predatory Advertising and Content Erode Player Trust

Licensed operators face conflicts in their approach to player well-being, while the affiliate market is fraught with fraudulent claims and predatory behavior.

Most common way customers find they're way to unlicensed sites is through links.



Sample Report NFL Draft Promos 2026

Our advertising monitoring around March Madness and the NFL Draft has helped jurisdictions open new workflows on license holders for compliance and enforcement.



SUMMARY

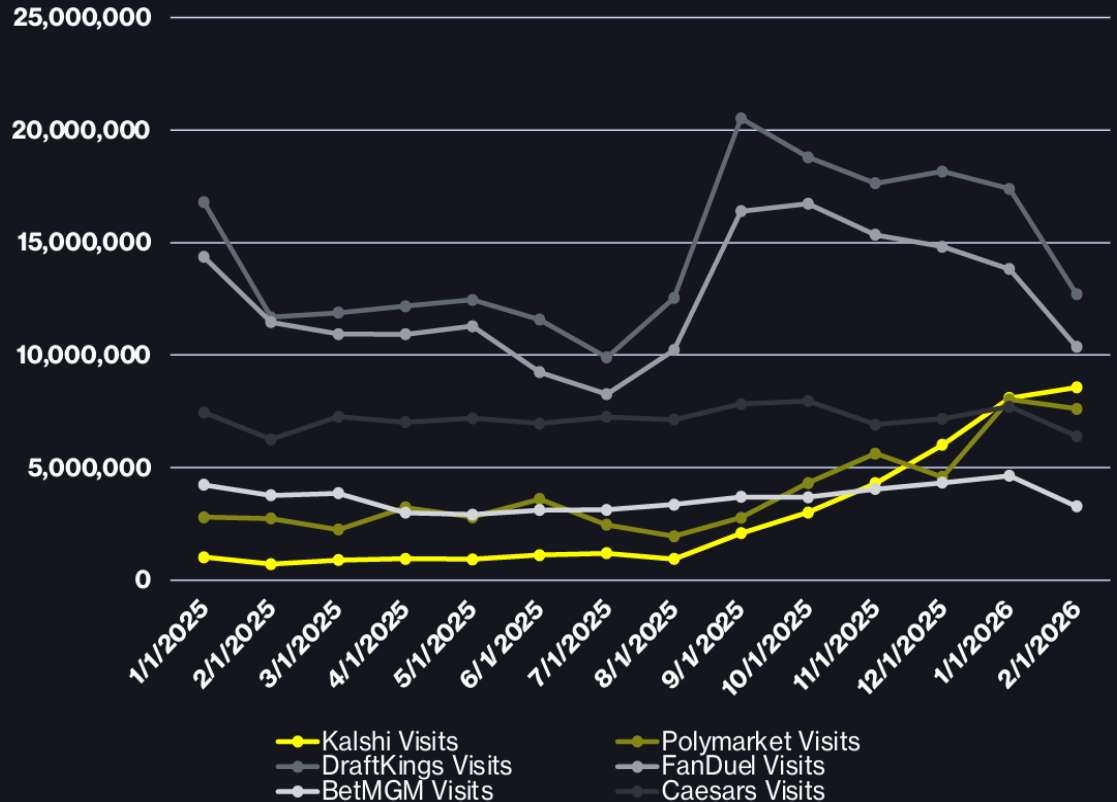
- 206 sites crawled w/MT VPN
 - 150 based on traffic data
 - Top 56 Montana-specific sites based on traffic data
- 18,733 URLs screened
- 44 domains flagged
- 2857 infractions detected

AFFILIATES



Prediction Markets: Everything is the Big Game

Traffic Comparison – Visits – January 2025-February 2026



Case Study: Unapproved Wagering Markets

An event contract market listed on PolyMarket was available for trading for 4 days after the results were publicly announced.

GAMING COMPLIANCE INTERNATIONAL Polymarket.com

Polymarket Search polymarkets... How it works

Trending Breaking New Politics Sports Crypto Esports Iran Finance Geopolitics Tech Culture Economy Weather Mentions Elections More

Sports - NFL
Pro Football Draft: Any team to trade into Top 10?
94% chance ▲44%

Apr 10 Apr 13 Apr 16 Apr 19 Apr 22
+NEW @ Apr 24, 2024 1H 6H 1D 1W 1M ALL

Order Book

Buy Sell Market
Yes 96¢ No 95¢
Amount \$0
+\$1 +\$5 +\$10 +\$100 Max
Trade
By trading, you agree to the Terms of Use.

All Sports NFL NFL Draft NFL Free
Will T.J. Parker be drafted 6th overall in the 2024 pro football... 49%
Will Arvell Reese be the second pick in the 2024 NFL draft? 53%

Market example: Polymarket market 'Any team to trade into top 10'

